DRUM/BARREL PUMPS
PF SERIES



Sealless, High Performance

Unique double suction impeller provides high flow and high head. Handles acids, caustics, chemicals and flammables†.

- Polypropylene (PP), PVDF, 316SS tubes
- Interchangeable with motors
- Up to 2000 cP with M3TV/M5TV/M5XV motors
- FDA-compliant (PFS only)

Applications:
Acids, bases, solvents†, water treatment chemicals, cleaners, plating solutions, kidney dialysis solutions, diesel exhaust fluid (DEF)/AdBlue

Pat. US D658,273 S; Pat. US D657,849 S; Pat. ZL 201130042124.3; Pat. ZL 201130042107.X; OHIM Pat. 001839002-0003

CONSTRUCTION SPECIFICATIONS

Pump Model	Construction Materials		Tube Dia.	Discharge	Hose Size	Max. Temp.		Min. Temp.		Tube Lengths (all models)
	Outer Tube	Internals	in (cm)	Size & Type	in (cm)	°F	°C	°F	°C	
PFM	PP	PP, 316SS, FKM, PVDF, PTFE	2 (5.1)	1" Hose Barb w/ Variable Orifice	1 (2.54)	160	71	35	1.7	27" (69 cm)
PFP	PP	PP, Alloy 625, FKM, PVDF, PTFE				160	71	35	1.7	40" (102 cm)
PFV[1]	PVDF	PVDF, Alloy 625, FKM, PTFE				120	49	35	1.7	48" (122 cm)
PFS	316SS	316SS, FKM, ETFE, PTFE		1" Hose Barb		220	105	-20[2]	-29	54" (137 cm) 60" (152 cm) 72" (183 cm)

[1]PFV-72 = 115°F (46°C) [2]Perlast o-rings limit minimum teperature to 5° F (-15° C); Buna-FDA o-rings have same temperature range as FKM

†When pumping flammables or combustibles, use explosion proof electric or air drive motors on stainless steel tubes with static protection kit.
Note: ATEX versions of some pump models are available. Please see PF Series ATEX flyer or contact Finish Thompson.

PERFORMANCE DATA

Maximum Flow**		Maximum Head**		Maximum Specific Gravity	Maximum Viscosity	
Electric gpm (lpm)	Air gpm (lpm)	Electric ft (m)	Air ft (m)		Electric	Air
40 (151)	22 (83)	80 (24)	38 (11.6)	1.8	2,000 cP	330 cP

**All testing performed with water at 68º F (20º C) in a full container with the discharge barb at maximum opening. Actual performance may vary by +/- 10%. Actual performance will decrease with increased fluid viscosity and specific gravity.

VISCOSITY DATA

Viscosity (cP)	100	250	500	1,000	2,000
Max Flow gpm (lpm)	24 (91)	16 (61)	11 (42)	7 (26)	4 (15)
Max Head feet (meter)	52 (16)	51 (16)	48 (15)	45 (14)	28 (9)

Note: M3V/M5V motor: 100-500 cP
M3TV/M5TV: 500-2,000 cP

Use the handy online Pump Selector at www.finishthompson.com for help choosing a pump.

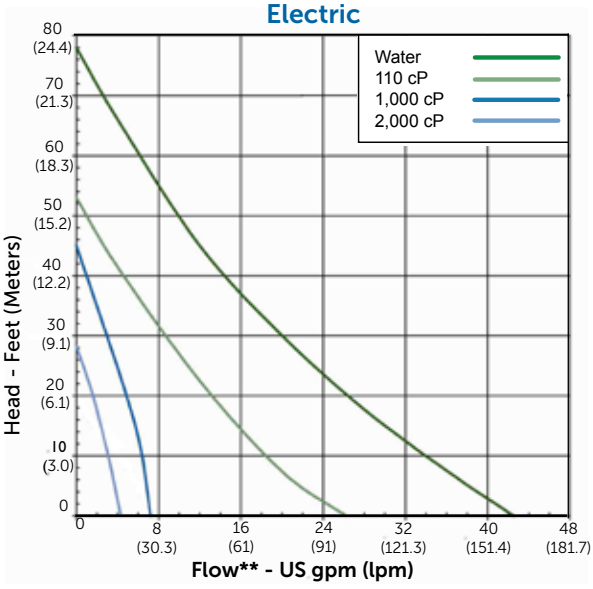

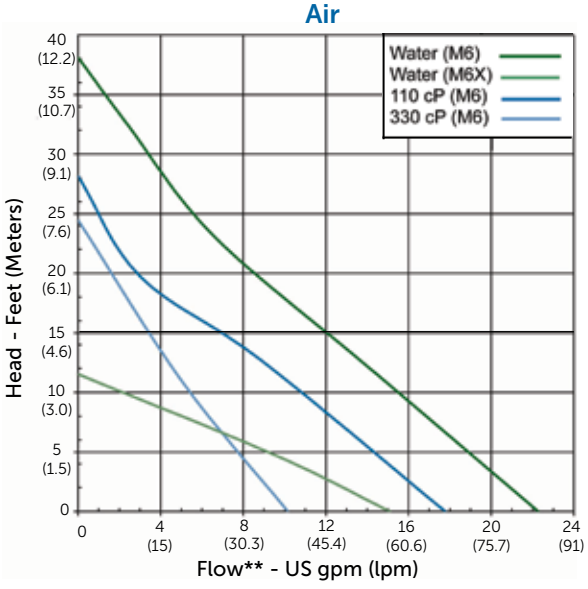

DRUM/BARREL PUMPS

MOTOR DATA



ODP
(M3V, M5V, M5V-US, M3V-UK)



TEFC
(M3T, M5T, M3TV, M5TV)



Ex-Proof
(M3XV, M5XV)



Air
(M6, M6X)

Model	Description	Certification	Electrical Requirements	Input W	Output W	RPM	Maximum Viscosity cP
ODP (Open Drip Proof), Splashproof, IP24 Motors							
M3V	Quick connects to pump without tools. Downdraft cooling system and double wall housing. Continuous duty, variable speed. 12 ft. (3.5 m) cord with integral circuit breaker.	CSA	115VAC/50-60 Hz	650	400	3,500-10,000	500
M5V		CE	230VAC/50-60 Hz	650	400	3,500-10,000	500
M5V-US*		CE	230VAC/50-60 Hz	650	400	3,500-10,000	500
M3V-UK		CE	115VAC/50-60 Hz	650	400	3,500-10,000	500
TEFC (Totally Enclosed Fan Cooled), IP55 Motors							
M3T	Continuous duty. 12 ft. (3.5 m) cord with plug, downdraft cooling and quick connection to pump without tools. "T" versions feature manual reset. TV versions feature variable speed, solid state overload protection, zero voltage release.	CSA	115VAC/60 Hz	1000	680	12,000	1,000
M3TV		CSA	115VAC/60 Hz	1000	680	0-12,000	2,000
M5T		CE	230VAC/50-60 Hz	1000	680	12,000	1,000
M5TV		CE	230VAC/50-60 Hz	1000	680	0-12,000	2,000
Explosion Proof Motors							
M3XV	Continuous duty, IP55. 12 ft. (3.5 m) cord without plug, downdraft cooling and quick connection to pump without tools. Variable speed, solid state overload protection, zero voltage release.	CSA	115VAC/60 Hz	1000	680	0-12,000	2,000
M5XV		CE	230VAC/50-60 Hz	1000	680	0-12,000	2,000
Air Motors**							
M6	Lightweight. Operates from customer-supplied compressed air source. Variable speed. Muffler and control valve.	CE	80-100 psi @ 15-32 cfm	-	400	300-9,000	330
M6X		CE	80-100 psi @15-32 cfm	-	600	300-6,000	330

*Suitable for 230V, 60 Hz. Includes a NEMA 6-15 plug.
**An air motor is a non-electrical device meaning possibility of explosion from igniting flammables/combustibles is reduced. Air motor performance will depend upon user's system setup.
Note: ATEX versions of some motors are available. Please see PF Series ATEX flyer or contact Finish Thompson for more information.

DIMENSIONS

ODP MOTOR

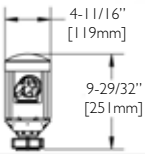

M6 AIR MOTOR

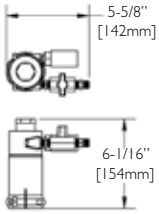

TEFC MOTOR

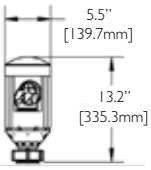

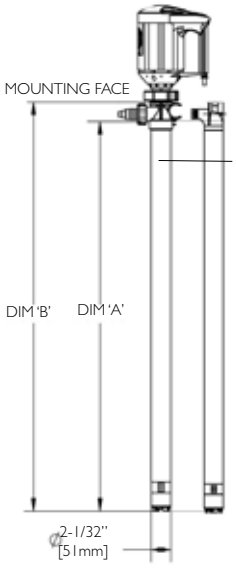

MODEL	DIM 'A' (IN.)	DIM 'B' (IN.)	DIM 'A' (MM)	DIM 'B' (MM)
PFP-27	27	29	685.8	737
PFP-40	40	42	1016	1067
PFP-48	48	50	1219.2	1270
PFP-60	60	62	1524	1575
PFP-72	72	74	1828.8	1880

ACCESSORIES

Static Protection Kit





Strainers

Nozzles



Wall Mount Bracket



Discharge Spout



finishthompson.com

FINISH THOMPSON INC. - HEADQUARTERS
921 Greengarden Road | Erie, PA 16501
800.934.9384 | ph 814.455.4478 | fx 814.455.8518
email fti@finishthompson.com

FINISH THOMPSON INC. - EUROPE CENTER
Otto-Hahn-Strasse 16 | Maintal, D-63477 Germany
49 (0)6181-90878-0 | fx 49 (0)6181-90878-18
email fti@finishthompson.com