TekTone®
COMMUNICATIONS FOR TODAY ... AND TOMORROW.

IL691
Rev. 31 - 05/2022

Healthcare Communications Systems Catalog

Tek-CARE® Appliance Server
Tek-CARE®160 Nurse Call System
Tek-CARE®120 Nurse Call System
Tek-CARE®500 Wireless Nurse Call System
Tek-CARE® NC150 Nurse Call System
Tek-CARE® NC110 Nurse Call System
Tek-PAGING® Pocket Paging System

www.becintegrated.com

Phone: 716-689-0871

support@becintegrated.com

TekTone's quality system is registered by DQS to the ISO 9001:2015 standard. (Reference #10001510.)

Table of Contents

Tek-CARE Appliance Server for all Tek-CARE Systems 3
Tek-CARE160 Two-Way Audio Communication Nurse Call System 5
Tek-CARE120 Tone-Visual Nurse Call System 8
Tek-CARE500 Wireless Nurse Call System 11
Ancillary Annunciation for the Tek-CARE500 14
Tek-CARE NC150 Direct-Select Audio/Visual Nurse Call System 16
Tek-CARE NC110 Direct-Select Audible-Visual Nurse Call System 17
Peripherals for Tek-CARE NC150 & NC110 18
Peripherals for Tek-CARE NC150 only 19
Tek-PAGING On-Site UHF Radio Pocket Paging System 21

Quick Reference Index

Part #	Page	Spec*	Part #	Page	Spec*	Part #	Page	Spec*
AM100	16, 17		NC150	16	IL363	RP500/K	12	
AM110	17		NC160	5	IL1014	SF100C	17	IL362
AM150	16		NC365B	20	IL670	SF101C	17	IL366
CL120RM	8	IL994	NC377/32	20	IL680	SF102	17	IL639
CL234	5, 8, 11		NC377/64	20	IL680	SF121	6, 9	IL998
CT160/K	7, 10	IL1072	NC397A	20	IL734	SF122	6, 9	IL998
IH121K	6, 7, 9, 10	IL998	NC403TS	5, 8, 11	IL1029	SF123	6, 9	IL999
IH122K	6, 7, 9, 10	IL998	NC404L	5		SF125	6, 9	IL1000
IH151NK	14, 15, 18	IL367	NC404TS	5	IL1034	SF155B	18	IL513
IH415LD	5, 8, 16	IL1058	NC415AV	5	IL1058	SF156B	18	IL648
IH415W	5, 8, 16	IL1058	NC475	3	IL1011	SF301A	6,9,13,18	IL338
IH511	13	IL817	NC475DESK	3	IL1011	SF301A/10	6,9,13,18	IL338
IR150B	19	IL726	NC500ESSK	11	IL800	SF301G	6,9,13,18	IL434
IR151B	17, 19	IL727	NC503	7, 10, 13	IL1077	SF302	18	IL338
IR152B	17, 19	IL727	NC506ES	14	IL836	SF302/10	18	IL338
IR155B	19	IL728	NC507ES	14	IL836	SF337C	18	IL629
IR160	6, 7, 10	IL1013	NC510UL	11	IL802	SF503UL	12	IL982
JK018K	6, 9	IL998	NC511UL	11	IL803	SF504UL	12	IL982
LI150B	18	IL654	OF200	19	IL312	SF515UL	12	IL808
LI122UN	5, 7, 9, 10	IL996	OH200	19	IL312	SF520UL	12	IL809
LI381	14, 18	IL518	PK153	19	IL473	SF521UL	13	IL1032
LI382	14, 18	IL518	PK250B	4	IL472	SF523UL	13	IL1033
LI382LED	14, 18, 18	IL898	PK505	14	IL895	SF525/2UL	12	IL810
LI484P5	6, 8	IL906	PK601A	14	IL420	SF525UL	12	IL810
NC110	17	IL365	PM120	5, 9	IL997	SS106	14, 15	IL127
NC110A	17	IL850	PM123	7, 10	IL957	TA150N	16	IL363
NC120	8	IL994	RP187K	6, 9	IL999	TA415L	5	

* Please refer to specification sheet for complete product information.

Note: All measurements on the following pages are H x W x D unless otherwise stated.

Tek-CARE® Appliance Server for all Tek-CARE® Systems

The Tek-CARE Appliance Server enables all Tek-CARE healthcare communications systems to be integrated into one unified system. It provides the platform for our software applications, including our Tek-CARE Reporting, Staff App, Apple TV display, ADT interface, and email output. It also acts as the master station for our Tek-CARE500 Wireless Nurse Call System and Tek-ALERT Alert Integration Manager.



NC475DESK



LS621-series Tek-CARE® Staff App shown on iPod touch and iPhone

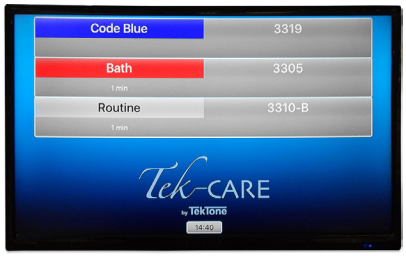

LS622-series Tek-CARE® App for Tek-CARE TV shown on HDTV monitor

The **NC475 Tek-CARE® Appliance Server** is a proprietary server that runs the necessary software and provides communication ports to connect all monitored and ancillary systems. The NC475 is a headless appliance server and can function as the primary annunicator for the Tek-CARE system. It includes a paging software module for automatic and manual pages to staff. Software module choices include event monitoring, reporting, Staff App, Tek-CARE TV displays, email output; 2 network interface ports provide connections to the Tek-CARE network and facility LAN; 6 RS232 serial ports provide connections for a paging transmitter, a central monitoring auto dialer, and Tek-CARE500 receivers. The NC475DESK is supplied with a touchscreen monitor, and wireless keyboard and mouse. The Tek-CARE Appliance Server is UL® 1069 listed, UL®2560 listed, and cUL® listed to CSA C22.2 No. 205. Add a license for each desired feature. A Reporting device is one Tek-CARE120/160 room controller, Tek-CARE300 II/III addressable device, Tek-CARE400 addressable device, Tek-CARE500 transmitter, LS600 Tek-ALERT connectivity license, or Tek-CARE700 tag. Up to 255 devices can be running the Tek-CARE Staff App and up to 255 Tek-CARE TVs can be active on the system at one time.

Licenses:

LS120 Tek-CARE120 connectivity license
LS160 Tek-CARE160 connectivity license
LS300 Tek-CARE300 III connectivity license
LS301 Tek-CARE300 II connectivity license
LS400 Tek-CARE400 connectivity license
LS500 Tek-CARE500 connectivity license (includes FA, ES, & UL connectivity)
LS600 Tek-ALERT connectivity license (one per foreign device)
LS700K Tek-CARE700 connectivity license plus NC708 Starter Kit (NC710A ID-TAD, SF704 Testing Tag, #6 spanner hex bit to open NC702 Door Controllers, and CA702 programming adapter for door controllers.)

LS610/1 Reporting for 100 devices
LS610/5 Reporting for 500 devices
LS610/10 Reporting for 1000 devices
LS610/25 Reporting for 2500 devices
LS610/50 Reporting for 5000 devices
LS610/100 Reporting for 10000 devices

LS452 ADT Interface software using the HL7 Standard
LS453 Email Output software

LS620 Tek-CARE Staff App Server license, non-voice
LS621/1 Tek-CARE Staff App, non-voice (1 seat)
LS621/5 Tek-CARE Staff App, non-voice (5 seats)
LS621/10 Tek-CARE Staff App, non-voice (10 seats)
LS621/25 Tek-CARE Staff App, non-voice (25 seats)
LS621/50 Tek-CARE Staff App, non-voice (50 seats)
LS621/100 Tek-CARE Staff App, non-voice (100 seats)
LS621/200 Tek-CARE Staff App, non-voice (200 seats)

LS630 Tek-CARE Staff App Server license, voice
LS631/1 Tek-CARE Staff App, voice (1 seat)
LS631/5 Tek-CARE Staff App, voice (5 seats)
LS631/10 Tek-CARE Staff App, voice (10 seats)
LS631/25 Tek-CARE Staff App, voice (25 seats)
LS631/50 Tek-CARE Staff App, voice (50 seats)
LS631/100 Tek-CARE Staff App, voice (100 seats)
LS631/200 Tek-CARE Staff App, voice (200 seats)

LS622/1 Tek-CARE TV (1 active)
LS622/5 Tek-CARE TV (5 active)
LS622/10 Tek-CARE TV (10 active)
LS622/25 Tek-CARE TV (25 active)
LS622/100 Tek-CARE TV (100 active)
LS622/200 Tek-CARE TV (200 active)

LS623/1 Tek-CARE Event Monitor App for Windows (1 seat)
LS623/5 Tek-CARE Event Monitor App for Windows (5 seats)
LS623/10 Tek-CARE Event Monitor App for Windows (10 seats)
LS623/25 Tek-CARE Event Monitor App for Windows (25 seats)



PK250B

The PK250B Uninterruptible Power Supply (UPS) provides short-term backup power to a Tek-CARE Appliance Server and NC510UL receiver during the switch over to emergency power. PK250B is UL® 2560 listed.

Dimensions: 5.5″ × 10.8″ × 4.1″ (139.7 mm × 274.3 mm × 104.1 mm)

Tek-CARE®160 Two-Way Audio Communication Nurse Call System

System Features:

Two-way audio communication nurse call system. The system includes customizable 2-button pull-cord stations, single & dual patient stations, room controllers with dome lights, and duty stations. Network up to 20 NC160 CE modules together (19 with a Tek-CARE Appliance Server) for a maximum of 120 masters and 1280 room controllers. Number of master stations, multicolor dome lights, and duty stations may be changed using the load value calculator available at www.tektone.com/resources. Tek-CARE160 is UL®1069 and UL® 2560 Listed, cUL® listed to CSA C22.2 No. 205, and RoHS Compliant. Include a Tek-CARE Appliance Server to add paging, reporting, and integration with other Tek-CARE systems.



NC160

The NC160 Central Equipment Module supports 6 NC415AV or NC404TS masters (or 4 NC415AV with LI484P5 domes) and 64 room controllers. Includes backup batteries for short-term generator switchover, and Config Tool programming software.

Dimensions:	3.25″ × 17.00″ × 10.05″ (83 mm × 432 mm × 255 mm)
Required:	NC415AV or NC404TS Master Station; LI122UN Room Controller with Dome Light or PM120 Room Controller; SF12-series stations
Options:	SF125 Duty Station; NC475 Tek-CARE Appliance Server, PM123 Auxiliary Input Module, CT400P5 8P8C Splitters (2)



NC415AV with TA415L

The NC415AV Master Station with LCD touchscreen display, reset button, and tone off button. Use IH415W wall mount bracket with 2-gang box & ring for flush mount, or IH415LD housing for desk mount. TA415L is sold separately. Includes audio/visual license.

Dimensions:	4.75″ × 9.60″ × 1.28″ (121 mm × 244 mm × 33 mm)
Mounting Options:	IH415LD Desk Mount Housing IH415W Wall Mount Bracket



NC404TS

The NC404TS Master Station is a full-featured 22″ touchscreen with map view, icon view or list view for the Tek-CARE system.

Dimensions:	11.60″ × 22.15″ × 4.85″ (295 mm × 586 mm × 123 mm) 8.278″ × 2.865″ × 2.087″ (210.26 mm × 72.76 mm × 53 mm) NC404L with Handset
Required:	GEN2 Modules and compatible stations, NC475



NC403TS

The NC403TS Tek-CARE Monitor is a purpose-built monitor for the Tek-CARE nurse call system. Desk mounted, or a CL234 Wall Mount Bracket may be purchased separately and used in conjunction with a VESA-designed TV/monitor wall mount bracket.

Dimensions:	11.60″ × 22.15″ × 4.85″ (295 mm × 586 mm × 123 mm)
Mounting Options:	CL234 Wall Mount Bracket
Required:	NC475



LI122UN



PM120

The LI122UN Room Controller with Dome Light provides 6 connection points for patient stations, 2-button pull-cord stations, and a duty station; plus visual indication of calls via slide switches to manually select the two dome colors as White/Red or White/Blue and tone of the White color as warm White or cool White. **The PM120 Room Controller** provides the same 6 connection points in locations where a corridor dome light is not needed.

PM120 Dimensions:	4.8″ × 5.0″ × .77″ (122 mm × 127 mm × 20 mm)
LI122UN Dimensions:	4.8″ × 5.0″ × 2.75″ (122 mm × 127 mm × 70 mm)
LI122UN/PM120 Housing:	Standard single- or dual-gang box with single-or dual-gang ring



LI484P5

The LI484P5 4-LED Corridor Light connects directly to an NC415AV Master Station to visually indicate the highest priority call originating in the master's zones. Four multicolor LEDs can each display one of 8 colors.

Dimensions: 4.8″ × 5.0″ × 2.75″ (122 mm × 127 mm × 70 mm)
Housing: Standard single- or dual-gang box with single- or dual-gang ring

---

SF122 with IR160



The IR160 Audio Station provides two-way audio into resident rooms. LED illuminates when an audio connection is open. Up to four IR160s may be associated with a single station ID using the LS450 Config Tool software.

Dimensions: 4.58″ × 3.25″ × 1.03″ (116 mm × 83 mm × 26 mm) Single
4.58″ × 6.74″ × 1.03″ (116 mm × 171 mm × 26 mm) Dual
Mounting Options: IH121K Single Station Mounting Kit
IH122K Dual Station Mounting Kit



SF121
in IH121K
mounting kit



SF122
in IH121K
mounting kit

The SF121 Single Patient Station includes an illuminated reset button, a ¼″ call cord jack, and a call assurance LED. **The SF122 Dual Patient Station** has two jacks and two call assurance LEDs. The stations are surface mounted using a single-gang or dual-gang mounting kit attached to a standard single-gang ring or single-gang ring and box.

Dimensions: 4.58″ × 3.25″ × 1.03″ (116 mm × 83 mm × 26 mm) Single
4.58″ × 6.74″ × 1.03″ (116 mm × 171 mm × 26 mm) Dual
Mounting Options: IH121K Single Station Mounting Kit
IH122K Dual Station Mounting Kit
Options: JK018K Dummy Plugs (5 each)



SF301A



SF301G

Call Cords with ¼″ plugs for use with SF121 and SF122 patient stations. SF301A is UL® 2560 and UL® 1069. SF301G is UL® 1069.

SF301A: Push-button, 7′ cord (10′ cord – SF301A/10)
SF301G: Geriatric call cord, oxygen use rated, 7′ cord



SF123 in IH121K &
IH122K mounting kits

The SF123 Customizable 2-Button Pull-Cord Station includes a call button, optional pull cord, a call assurance LED, and an illuminated faceplate. The station includes slide-in inserts to identify the button call types. Standard call types include emergency, code blue, and bath. Custom button call types and inserts can be created using the LS450 Config Tool software. The stations are surface mounted using a single-gang or dual-gang mounting kit attached to a standard single-gang ring or single-gang ring and box.

Dimensions: 4.58″ × 3.25″ × 1.03″ (116 mm × 83 mm × 26 mm) Single
4.58″ × 6.74″ × 1.03″ (116 mm × 171 mm × 26 mm) Dual
Mounting Options: IH121K Single Station Mounting Kit
RP187K gaskets to install in wet environments (5 each)
IH122K Dual Station Mounting Kit



SF125

The SF125 Duty Station annunciates calls both audibly and visually via a tone speaker and 4 colored LEDs. The highest level call in the watched zones is annunciated, and watched zones are programmable via the LS450 Config Tool. The duty station connects to the room controller using 2 of the 6 connection points. Each NC160 CE Module supports 16 duty stations (4 per run). The station is surface mounted using the included mounting kit attached to a standard single- or dual-gang ring, or single- or dual-gang ring and box.

Dimensions: 4.58″ × 6.74″ × 1.03″ (116 mm × 171 mm × 26 mm)
Mounting: IH122K Dual Station Mounting Kit (included)



PM123

The PM123 Auxiliary Input Module provides two normally open dry contact inputs and may be connected to the LI122UN and PM120 Room Controllers. Plug-on pigtailed connector for wire termination is included.

Dimensions: 4.8″ × 5.0″ × .77″ (122 mm × 127 mm × 20 mm)



IH121K

The IH121K Single Station Mounting Kit allows a single SF-series Tek-CARE120 or 160 station to be mounted in a single housing. An IR160, SF121, SF122, or SF123 station may be installed in the IH121K to satisfy the needs of the facility.

Dimensions: 4.58″ × 3.25″ × 1.03″ (116 mm × 83 mm × 26 mm)



IH122K

The IH122K Dual Station Mounting Kit allows a 1-, 2- or 3-gang box or ring of SF-series Tek-CARE120 or 160 station to be mounted in a single housing. Bezel and plate for IR160, SF121, SF122, or SF123 stations.

Dimensions: 4.58″ × 6.74″ × 1.03″ (116 mm × 171 mm × 26 mm)



CT160K (CT160 in mounting hardware)

The **CT160 Cable Adapter 8P8C to 2-Wire** is designed to adapt a connection from a two-wire flying lead to an 8P8C connector which then accommodates using CAT5e or better cable. The CT160 may be connected to LI122UN and PM120 Room Controllers for the data bus and the **CT160K**, which includes a plastic housing for mounting, may be used at the central equipment for use of CAT5e or better cable from there. The CT160K and CAT5e or better should always be used for the audio bus.

Dimensions: 4.8″ × 5.0″ × .77″ (122 mm × 127 mm × 20 mm)



NC503

The **NC503 Central Monitoring Modem** is connected to the Tek-CARE Appliance Server via a standard straight serial cable, and is connected to a telephone wall jack using a standard 6-position/2-wire telephone cable. It includes the auto dialer, a straight serial cable, a power adapter with cord, and a telephone cable.

Dimensions: 4″ × 6″ × .88″ (102 mm × 152 mm × 22 mm)

Tek-CARE®120 Tone-Visual Nurse Call System

System Features:

Tek-CARE120 is a tone-visual nurse call system without intercom communications. The system includes customizable 2-button pull-cord stations, single & dual patient stations, room controllers with dome lights, and duty stations. Network up to 20 NC120 CE modules together (19 with a Tek-CARE Appliance Server) for a maximum of 120 masters and 1280 room controllers. Number of master stations, multicolor dome lights, and duty stations may be changed using the load value calculator available at www.tektone.com/resources. The system is programmed using the included LS450 Config Tool software. Tek-CARE120 is UL®1069 and UL® 2560 Listed, cUL® listed to CSA C22.2 No. 205, and RoHS Compliant. Include a Tek-CARE Appliance Server to add paging, reporting, and integration with other Tek-CARE systems.



NC120

The NC120 Central Equipment Module provides connections and power for 64 room controllers and up to six NC415AV master stations. (Limit of 4 master stations on a CE module when LI484P5 4-LED multicolor dome lights are included.) The NC120 includes two built-in backup batteries that provide system power during switchover to emergency generator power. CE Modules can be stacked on a shelf, or rack mounted, with included CL120RM.

Dimensions:	3.25″ × 17.00″ × 10.05″ (83 mm × 432 mm × 255 mm)
Required:	NC415AV Master Station; LI122 Room Controller with Dome Light or PM120 Room Controller; SF12-series stations.
Options:	SF125 Duty Station; NC475 Tek-CARE Appliance Server, PM123 Auxiliary Input Module, CT400P5 8P8C Splitters (2)



NC415AV wall mount

NC415AV desk mount

The NC415AV Master Station provides audible and visual call indication without intercom communications. Its color LCD touch screen displays 3 calls at once, with scrolling for additional calls. The NC415AV may be desk mounted or wall mounted. An LI484P5 corridor light may be connected directly to the master station as a zone light. Wiring is simple CAT5e or better. Includes audio/visual license.

Dimensions:	4.75″ × 9.60″ × 1.28″ (121 mm × 244 mm × 33 mm)
Mounting Options:	IH415LD Desk Mount Housing IH415W Wall Mount Bracket



NC403TS

The NC403TS Tek-CARE Monitor is a purpose-built monitor for the Tek-CARE nurse call system. Desk mounted, or a CL234 Wall Mount Bracket may be purchased separately and used in conjunction with a VESA-designed TV/monitor wall mount bracket.

Dimensions:	11.60″ × 22.15″ × 4.85″ (295 mm × 586 mm × 123 mm)
Mounting Options:	CL234 Wall Mount Bracket
Required:	NC475



LI484P5

The LI484P5 4-LED Corridor Light connects directly to an NC415AV Master Station to visually indicate the highest priority call annunciating on the master's zones. Four multicolor LEDs can each display one of 8 colors.

Dimensions:	4.8″ × 5.0″ × 2.75″ (121 mm × 127 mm × 70 mm)
Housing:	Standard single- or dual-gang box with single- or dual-gang ring



LI122UN



PM120

The LI122UN Room Controller with Dome Light provides 6 connection points for patient stations, 2-button pull-cord stations, and a duty station; plus visual indication of calls via slide switches to manually select the two dome colors as White/Red or White/Blue and tone of the White color as warm White or cool White. **The PM120 Room Controller** provides the same 6 connection points in locations where a corridor dome light is not needed.

PM120 Dimensions:	4.8″ × 5.0″ × .77″ (122 mm × 127 mm × 20 mm)
LI122UN Dimensions:	4.8″ × 5.0″ × 2.75″ (122 mm × 127 mm × 70 mm)
LI122UN/PM120 Housing:	Standard single- or dual-gang box with single- or dual-gang ring



SF121
in IH121K
mounting kit



SF122
in IH121K
mounting kit

The SF121 Single Patient Station includes an illuminated reset button, a ¼″ call cord jack, and a call assurance LED. **The SF122 Dual Patient Station** has two jacks and two call assurance LEDs. The stations are surface mounted using a single-gang or dual-gang mounting kit attached to a standard single-gang ring or single-gang ring and box.

Dimensions:	4.58″ × 3.25″ × 1.03″ (116 mm × 83 mm × 26 mm) Single 4.58″ × 6.74″ × 1.03″ (116 mm × 171 mm × 26 mm) Dual
Mounting Options:	IH121K Single Station Mounting Kit IH122K Dual Station Mounting Kit
Options:	JK018K Dummy Plugs (5 each)



SF301A



SF301G

Call Cords with ¼″ plugs for use with SF121 and SF122 patient stations. SF301A is UL® 2560 and UL® 1069. SF301G is UL® 1069.

SF301A:	Push-button, 7′ cord (10′ cord – SF301A/10)
SF301G:	Geriatric call cord, oxygen use rated, 7′ cord



SF123 in IH121K &
IH122K mounting kits

The SF123 Customizable 2-Button Pull-Cord Station includes a call button, optional pull cord, a call assurance LED, and an illuminated faceplate. The station includes slide-in inserts to identify the button call types. Standard call types include emergency, code blue, and bath. Custom button call types and inserts can be created using the LS450 Config Tool software. The stations are surface mounted using a single-gang or dual-gang mounting kit attached to a standard single-gang ring or single-gang ring and box.

Dimensions:	4.58″ × 3.25″ × 1.03″ (116 mm × 83 mm × 26 mm) Single 4.58″ × 6.74″ × 1.03″ (116 mm × 171 mm × 26 mm) Dual
Mounting Options:	IH121K Single Station Mounting Kit RP187K gaskets to install in wet environments (5 each) IH122K Dual Station Mounting Kit



SF125

The SF125 Duty Station annunciates calls both audibly and visually via a tone speaker and 4 colored LEDs. The highest level call in the watched zones is annunciated, and watched zones are programmable via the LS450 Config Tool. The duty station connects to the room controller using 2 of the 6 connection points. Each NC120 CE Module supports 16 duty stations (4 per run). The station is surface mounted using the included mounting kit attached to a standard single- or dual-gang ring, or single- or dual-gang ring and box.

Dimensions:	4.58″ × 6.74″ × 1.03″ (116 mm × 171 mm × 26 mm)
Mounting:	IH122K Dual Station Mounting Kit (included)



PM123

The PM123 Auxiliary Input Module provides two normally open dry contact inputs and may be connected to the LI122UN and PM120 room controllers. Plug-on pigtailed connector for wire termination is included.

Dimensions: 4.8″ × 5.0″ × .77″ (122 mm × 127 mm × 20 mm)



IH121K

The IH121K Single Station Mounting Kit allows a single SF-series Tek-CARE120 station to be mounted in a single housing. An SF121, SF122, or SF123 station may be installed in the IH121K to satisfy the needs of the facility.

Dimensions: 4.58″ × 3.25″ × 1.03″ (116 mm × 83 mm × 26 mm)



IH122K

The IH122K Dual Station Mounting Kit allows a 1-, 2- or 3-gang box or ring of SF-series Tek-CARE120 or 160 station to be mounted in a single housing. Bezel and plate for IR160, SF121, SF122, or SF123 stations.

Dimensions: 4.58″ × 6.74″ × 1.03″ (116 mm × 171 mm × 26 mm)



CT160K (CT160 in mounting hardware)

The **CT160 Cable Adapter 8P8C to 2-Wire** is designed to adapt a connection from a two-wire flying lead to an 8P8C connector which then accommodates using CAT5e or better cable. The CT160 may be connected to LI122UN and PM120 Room Controllers for the data bus and the **CT160K**, which includes a plastic housing for mounting, may be used at the central equipment for use of CAT5e or better cable from there. The CT160K and CAT5e or better should always be used for the audio bus.

Dimensions: 4.8″ × 5.0″ × 1.15″ (122 mm × 127 mm × 29 mm)



NC503

The **NC503 Central Monitoring Modem** is connected to the Tek-CARE Appliance Server via a standard straight serial cable, and is connected to a telephone wall jack using a standard 6-position/2-wire telephone cable. It includes the auto dialer, a straight serial cable, a power adapter with cord, and a telephone cable.

Dimensions: 4″ × 6″ × .88″ (102 mm × 152 mm × 22 mm)

Tek-CARE®500 Wireless Nurse Call System

System Features:

Tek-CARE®500 is a UL® 2560 Listed wireless nurse call system designed specifically for senior living facilities. The system operates with UL transmitters, but can also handle older EchoStream and Frequency Agile® transmitters. Tek-CARE500 includes a complete selection of wireless call transmitters, including pendants, emergency switches, smoke detectors, door & window monitors, and motion detectors. Residents wear water resistant pendant call transmitters, allowing them the freedom to roam throughout a facility, and the confidence that help is just a button press away. Wall-mounted transmitters or PIR detectors may also be used as a morning "check-in" system. A complete system can accommodate up to 1500 transmitters. Enhanced Location for the Tek-CARE500 system communicates through RF signals which provide a more detailed scope to determine where a pendant has placed an emergency call within a facility.

Ⓤ These components are UL® 2560 listed. All other components provide ancillary annunciation.

*See **Tek-CARE® Appliance Server for all Tek-CARE® Systems** to configure the system's Tek-CARE Appliance Server.*



NC500ESSK

The NC500ESSK Site Survey Kit is required to determine the optimum locations for repeater/locators and transmitters in a Tek-CARE500 system. The system cannot be laid out using distances or other means, due to the nature of RF signals. The NC500ESSK provides the components and instruction manual needed to perform a site survey at a facility. It is powered by 4 AA batteries (not included) and is completely portable.



NC403TS

The NC403TS Tek-CARE Monitor is a purpose-built monitor for the Tek-CARE nurse call system. Desk mounted or a CL234 Wall Mount Bracket may be purchased separately and used in conjunction with a VESA-designed TV/monitor wall mount bracket.

Dimensions:	11.60″ × 22.15″ × 4.85″ (295 mm × 586 mm × 123 mm)
Mounting Options:	CL234 Wall Mount Bracket
Required:	NC475



NC510UL

Ⓤ **The NC510UL Receiver** connects to the Tek-CARE Appliance Server, receiving signals from all wireless devices and transmitting them to the Appliance Server. The NC510UL facilitates the supervision of all transmitters. The NC510UL Receiver includes slots through the side and bottom of the case for wiring. Transmitters are programmed using default information stored in the receiver.

Dimensions:	3.5″ × 6.5″ × 1.0″ (89 mm × 165 mm × 25 mm)
Power:	12 VDC provided by included power supply/PC interconnect assembly
Frequency:	902–928 MHz frequency-hopping spread spectrum



NC511UL

Ⓤ **The NC511UL Repeater/Locator** allows greater distances between transmitters and the receiver, and also provides general transmitter location information in single level applications. Its range makes it a practical wireless solution for open-air installations such as campuses, buildings with multiple wings, and other large wireless projects. Wireless radio protocols and Signal Synchronization Technology™ allow the repeater to act intelligently, amplifying transmission from any Tek-CARE500 transmitter while ignoring background noise.

Dimensions:	3.5″ × 6.5″ × 1.0″ (89 mm × 165 mm × 25 mm)
Power:	12–16.5 VAC or VDC (transformer included)
Backup Battery:	2450 mAH at 3.7V lithium-ion (included; NC511ULNF)
Backup Time:	Up to 24 hours; varies depending upon repeater usage


SF503UL


SF504UL



RP500

The SF503UL Neck Lanyard Pendant and SF504UL Wristband Pendant are waterproof and may be worn anywhere they might be splashed or momentarily submerged. They have a single-button design with "press and one-second hold" activation, making them easy to use but very resistant to false alarms.

When a pendant is activated, it vibrates briefly and its red LED blinks rapidly for five seconds, then blinks slowly until the alarm is cleared. Alarms may be cleared by placing an RP500 Alarm Clearance Card over the button, or by a sequence of button presses. Pendants are fully supervised, so that Tek-CARE500 shows missing and low battery units.

Dimensions:	1.6" × 1.6" × 0.5" (40 mm × 40 mm × 12.5 mm)
Weight:	0.6 oz.
Battery:	3V Lithium (BA004)
Option:	RP500K Alarm Clearance Cards – 10 each


SF515UL

The SF515UL Wireless PIR Motion Detector may be used for Tek-CARE500's built-in resident check-in feature. The SF515UL is fully supervised, so that Tek-CARE500 shows missing and low battery units.

Dimensions:	4.25" × 2.28" × 1.7" (108 mm × 58 mm × 43 mm)
Battery:	3V Lithium (BA505)
Coverage area:	26'


SF520UL

The SF520UL Door/Window Egress Wireless Transmitter includes a built-in magnetic reed switch in a tamper-proof case. The magnet supports a 5/8" gap and the unit supports an NO or an NC external contact. A mounting bracket is included.

Dimensions:	3.5" × 1.7" × 0.9" (89 mm × 43 mm × 23 mm)
Contact Closure:	1.5 seconds minimum
Battery:	3V Lithium (BA505)


SF525UL,
SF525/2UL

The SF525UL and SF525/2UL Universal Contact Transmitters are for use with any standard NO or NC contact (15 msec duration) or sensor. The SF525UL includes one selectable NO/NC input; the SF525/2UL includes a selectable NO/NC input, plus an NC-only input. The SF525UL and SF525/2UL are fully supervised, so that Tek-CARE500 shows missing and low battery units. Each has a tamper-proof case and includes a mounting bracket.

Dimensions:	3.5" × 1.7" × 0.9" (89 mm × 43 mm × 23 mm)
SF525UL Contact Type:	Maintained, 1.5 seconds minimum
SF525/2UL Contact Type:	Momentary
Battery:	3V Lithium (BA505)



SF521UL

The SF521UL Room Station can be wall mounted near any resident location for call placement. The station includes a standard ¼" call cord receptacle, cord out detection, a call assurance LED, and a reset button. Calls are latched locally to assure that residents receive direct staff attention. The SF521UL features a fully supervised RF link to ensure reliability and to monitor for battery low condition. The battery is a customer replaceable 3V lithium. The SF521UL features a battery on/off switch to preserve the life of the battery when shipped.

Dimensions:	4.57" × 3.23" × 1.8" (116 mm × 82 mm × 45 mm)
Battery:	3V Lithium (BA505), 4–5 years
Housing:	IH521K Single Station Mounting Kit



SF523UL

The SF523UL Room Station is a wireless, surface-mountable station that includes a call button, an optional plastic pull cord, an LED for call indication, and a reset button. The SF523UL is provided with three interchangeable label inserts for different uses such as "Help," "Assist/Check-In," and "Emergency" calls. The SF523UL features a battery on/off switch to preserve the life of the battery when shipped.

Dimensions: 4.57″ × 3.23″ × 1.42″ (116 mm × 82 mm × 36 mm)
Battery: 3V Lithium (BA505), 4–5 years (customer replaceable)
Housing: IH521K Single Station Mounting Kit


SF301A SF301G

Call Cords with ¼″ plugs for use with SF530UL patient stations. SF301A is UL® 2560 and UL® 1069. SF301G is UL® 1069.

SF301A: Push-button, 7′ cord (10′ cord – SF301A/10)
SF301G: Geriatric call cord, oxygen use rated, 7′ cord


IH511

The IH511 Weatherproof Housing accommodates an NC511UL Repeater/Locator. The IH511 is constructed of plastic for durability and for unhindered signal reception and transmission, and may be mounted indoors or outdoors. Knockouts are provided on the back to allow connection of an AC transformer.

Dimensions: 7″ × 7″ × 3″ (178 mm × 178 mm × 76 mm)



IH521K

The IH521K Single Station Mounting Kit is a single-gang box for surface mounting for the SF521UL and SF523UL Room Stations.

Dimensions: 4.58″ × 3.25″ × 1.40″ (116 mm × 83 mm × 36 mm)



NC503

The **NC503 Central Monitoring Modem** is connected to the Tek-CARE Appliance Server via a standard straight serial cable, and is connected to a telephone wall jack using a standard 6-position/2-wire telephone cable. It includes the auto dialer, a straight serial cable, a power adapter with cord, and a telephone cable.

Dimensions: .88″ x 4″ × 6″ (22 mm x 102 mm × 152 mm)

Ancillary Annunciation for the Tek-CARE®500



NC506ES



NC507ES

The NC506ES and NC507ES Remote Receivers are used to connect external dome lamps, relays, door locks, etc. to the Tek-CARE500 system, while functioning independently of the system. The remote receivers feature separate, dry-contact Form-C outputs that can be programmed for activation by one or more transmitters. The NC506ES has 4 outputs and 4 inputs; the NC507ES has 12 outputs and 32 inputs. Outputs are individually configurable for latching, follower, toggle, or momentary activation modes. SF501ES, SF501/2ES and SF502ES transmitters do not support dome light annunciation.

NC506ES Dimensions:	6.5″ × 3.5″ × 1″ (165 mm × 89 mm × 25 mm)
NC507ES Dimensions:	8.75″ × 7″ × 1.63″ (222 mm × 178 mm × 41 mm)
Power:	Supplied by PK505 plug-in transformer
For Dome Lights:	LI381, LI382 or LI382LED Dome Lights Routine: PK601A Power & Control Unit, SS106 Transformer Routine & emergency: IH151NK Power & Control Kit



PK505

The PK505 Power Supply is a class 2 plug-in power supply powered by 110 VAC. Its output supplies 12 VDC with a minimum capacity of 1 amp. The PK505 has a 2-pronged non-polarized plug, so that it can plug into any standard outlet. It includes a 6-foot 22-gauge stranded wire whip.



LI381, LI382

The LI381 Corridor Light and LI382 Corridor Zone Light are constructed on a dual-gang flame-retardant (UL® 94V-0) plastic base and use pigtail connectors. UL® 1069 listed.

LI381:	1 bulb, large white lens
LI382:	2 bulbs, 1 red bulb cover, large white lens
Dimensions:	4.562″ × 4.562″ × 3″ (116 mm × 116 mm × 76 mm)
Housing:	Dual-gang ring or dual-gang ring with dual-gang box



LI382LED (LEDs off and on)

LI382LED Corridor Dome Lights are constructed on flame-retardant (UL® 94HB) plastic bases and use plug-in type connectors. UL® 1069 listed.

LI382LED:	4 LEDs (2 red, 2 white)
Dimensions:	4.8″ × 5.0″ × 2.75″ (122 mm × 127 mm × 70 mm)
Housing:	Standard single- or dual-gang box with single- or dual-gang ring



PK601A

The PK601A 24 VDC Power Supply provides power and control for one state (steady/routine) to dome lights when used with an NC50xES-series remote receiver. The 1 Amp 24 VDC power supply is housed in an extruded aluminum case. Connections are via screw terminals.

Dimensions:	5″ × 2.375″ × 2.25″ (127 mm × 60 mm × 57 mm)
Mounting:	Surface mount
Required:	SS106 Transformer



SS106

The SS106 Transformer offers a compact, easy-to-install low voltage AC power source for use with the PK601A Power Supply. The transformer is Class 2 UL® Listed and will safely take itself offline when overheated. It is designed for easy installation in a standard 1/2″ knockout or for surface installation, and may be used in either plastic or metal boxes.

Specifications:	120 VAC primary, 8 VAC 20 VA 16/24 VAC 30 VA secondary



The IH151NK Power & Control Kit provides power and control for two states (steady/routine and flashing/emergency) to dome lights when used with an NC50xES-series remote receiver. The kit includes a PK152 Power & Control Unit and an SS106 Class 2 Transformer installed in an IH151N junction box. The PK152 uses pigtail connections. Knockouts are included on all sides (except the lid) to allow the connection of electrical conduit from any direction.

Dimensions: 11.75″ × 11.75″ × 3.75″ (300 mm × 300 mm × 96 mm)

TekTone has designed Tek-CARE 500 to work as a system. Its Tek-CARE Appliance Server has been carefully designed and matched to work with Tek-CARE500 wireless and wired peripherals. TekTone will not warrant or support components of Tek-CARE500 that are purchased separately unless the components are add-ons to previously sold systems. TekTone will also not warrant or support a system that is a mix of TekTone and non-TekTone parts, unless prior permission has been obtained. A site survey must be performed and submitted before ordering a Tek-CARE500 system. In order to track our systems and to inform facilities of software upgrades, full site information (site name, address and phone number) will be required when ordering. Site information and Tek-CARE Appliance Server warranty numbers will also be required when requesting technical support.

Tek-CARE® NC150 Direct-Select Audio/Visual Nurse Call System

System Features:

Tek-CARE NC150 offers a wide variety of system options and accessories. Direct-select master stations have buttons for each remote station. The Tek-CARE NC150 Nurse Call System is UL® 1069 Listed.

*See the **Peripherals for Tek-CARE® NC150 & NC110** and the **Peripherals for Tek-CARE® NC150 only** sections for additional components. See the **Tek-PAGING® On-Site UHF Radio Pocket Paging System** section to add Radio Pocket Paging equipment. See the Tek-ALERT Alert Integration Manager Catalog to add Management Reporting and Remote Event Monitoring.*



NC150/8 with
TA150N and OF202 Frame

The NC150 Master Station Panel is constructed of extruded aluminum, and includes the speaker, control module and amplifier board for this modular station, plus 4 to 16 lamp/buttons. The NC150 is flush mounted.

The AM150-series Add-on Panels are available with 24 or 36 annunciator lamp/buttons.

Lamp/buttons have removable lenses for easy identification. Each master station is configured with one NC150 panel, plus up to four AM150-series panels, to accommodate 4–160 remote stations. NC110 panels may be used as remote annunciators for the NC150.

Options:	TA150N Handset panel AM100 Blank Add-on Panel
Panel Dimensions:	14.75″ × 4″ (369 mm × 100 mm)
Housings:	Flush: OH200-series Housing & OF200-series Frame
Power:	110 VAC supplied by the SS106 Transformer
Required:	IH151NK Power & Control Kit; IR150-series Stations

Tek-CARE® NC110 Direct-Select Tone-Visual Nurse Call System

System Features:

Tek-CARE NC110 is a nurse call system that provides audible and visual call indication without intercom communications. The master annunciator station has lights for each remote station, and may be used as a remote annunciator for NC150 systems. The Tek-CARE NC110 Nurse Call System offers a large variety of room stations and emergency signal devices, and is UL® 1069 Listed.

*See the **Peripherals for Tek-CARE® NC150 & NC110** section for additional components. See the Tek-ALERT Alert Integration Manager Catalog to add Management Reporting and Remote Event Monitoring.*



NC110A

The NC110A Annunciator/Control Panel includes membrane buttons for tone on/off, tone test, and tone volume control, plus 50 indicator LEDs with removable label strips for custom marking.

Dimensions:	8.5″ × 8.5″ × 3″ (216 mm × 216 mm × 76 mm)
Power:	24 VDC, 650 mA
Required:	IH151NK Power & Control Kit; SF-series Stations



NC110/32 with OF201

The NC110 Master Station Panel is constructed of extruded aluminum, and includes the control module for this modular station, plus 4 to 32 indicator lamps. The NC110 is flush wall mounted.

The AM110-series Add-on Panels are available with 24 or 36 indicator lamps. Lamps have removable lenses for easy identification. Each master station is configured with one NC110 panel, plus up to five AM110-series panels, to accommodate 4–212 remote stations. NC110 panels may be used as remote annunciators for the NC150.

Options:	AM100 Blank Add-on Panel
Panel Dimensions:	14.75″ × 4″ (369 mm × 100 mm)
Housings:	Flush: OH200-series Housing & OF200-series Frame
Power:	110 VAC supplied by the SS106 Transformer
Required:	IH151NK Power & Control Kit; SF-series Stations



SF100C



SF102



SF101C

The SF100C Single Bed Room Station uses an SF301A push-button call cord to place a routine level call. The SF100C includes a ¼" jack, call-placed LED and cancel button mounted on a flame-retardant (UL® 94V-0) plastic faceplate.

The SF102 Dual Bed Room Station includes two ¼" jacks and a combination call-placed LED/cancel button. The SF102 uses two SF301A push-button call cords.

The SF101C Audible-Visual Patient Station (no audio) uses an integral push button to place a routine level call. The SF101C includes a call button/call-placed LED and a cancel button mounted on a flame-retardant (UL® 94V-0) plastic faceplate.

Dimensions:	4.5″ × 2.75″ × 1.75″ (114 mm × 69 mm × 44 mm)
Housing:	Dual-gang box and/or single-gang ring

Peripherals for Tek-CARE® NC150 & NC110



Call Cords with ¼" plugs for use with IR151B, IR152B, SF100C and SF102 stations:

SF301A: Push-button, 7′ cord (10′ cord – SF301A/10)
SF301G: Geriatric call cord, oxygen use rated, 7′ cord
SF302: Dual push-button, 7′ "Y" cord (10′ cord – SF302/10)



LI382LED (LEDs off and on)

LI382LED Corridor Zone Lights are constructed on flame-retardant (UL® 94HB) plastic bases and use plug-in type connectors.

LI382LED: 4 LEDs (2 red, 2 white)
Dimensions: 4.8″ × 5.0″ × 2.75″ (122 mm × 127 mm × 70 mm)
Housing: Standard single- or dual-gang box with single- or dual-gang ring

---



LI381, LI382

The LI381 Corridor Light and LI382 Corridor Zone Light are constructed on a dual-gang flame-retardant (UL® 94V-0) plastic base and use pigtail connectors.

LI381: 1 bulb, large white lens
LI382: 2 bulbs, 1 red bulb cover, large white lens
Dimensions: 4.562″ × 4.562″ × 3″ (116 mm × 116 mm × 76 mm)
Housing: Dual-gang ring or Dual-gang ring with Dual-gang box



LI150B

The LI150B Duty Station provides indication of incoming calls in areas out of hearing and sight of the master station. A call from a patient station is indicated audibly and visually at the associated LI150B duty station, and tones and lights vary depending upon call priority. The LI150B includes a tone-off slide switch (to silence routine level calls) mounted on a flame-retardant (UL® 94V-0) plastic faceplate. Maximum 4 per system.

Dimensions: 4.5″ × 2.75″ × 1.5″ (114 mm × 69 mm × 38 mm)
Housing: Dual-gang box and/or single-gang ring



SF155B
SF337C

The SF155B and SF337C Emergency Stations include a pull-down switch, call-placed LED and optional pull cord mounted on a flame-retardant (UL® 94V-0) plastic faceplate. The SF155B can be wired in conjunction with a bed station, or used by itself. The SF337C is waterproof if installed per specifications, and is wired in conjunction with a bed station, addressable station or dome.

Dimensions: 4.5″ × 2.812″ × 1.625″ (114 mm × 71 mm × 41 mm)
Housing: Dual-gang box and/or single-gang ring



SF156B

The SF156B Code Station can be wired in conjunction with a bed station, or used by itself. The SF156B includes a pull-down switch and call-placed LED mounted on a flame-retardant (UL® 94V-0) plastic faceplate.

Dimensions: 4.5″ × 2.812″ × 1.5″ (114 mm × 71 mm × 38 mm)
Housing: Dual-gang box and/or single-gang ring



PK152



IH151NK



SS106

The IH151NK Power & Control Kit is used as the central junction point for wiring Tek-CARE NC150N and NC110N Nurse Call Systems, and supplies all necessary power and control circuits. The kit includes a PK152 Power & Control Unit and an SS106 Class 2 Transformer installed in an IH151N. The PK152 uses pigtail connections and provides two priority call levels: emergency and routine. (Use the PK153 to add a third priority.) Knockouts are included on all sides (except the lid) to allow the connection of electrical conduit from any direction.

Dimensions: 11.75″ × 11.75″ × 3.75″ (294 mm × 294 mm × 94 mm)

Peripherals for Tek-CARE® NC150 & NC110 *continued*



PK153

The PK153 Third Priority Control Unit provides a third priority call level. Common uses include code call switches or smoke detector annunciation. The PK153 uses screw terminal connections.

Dimensions: 9.5″ × 2.375″ × 2.25″ (238 mm × 59 mm × 57 mm)
Power: Interconnected with the IN151NK



OF201



OH201

OF200 & OH200 Housings & Frames for NC150N & NC110N master stations: Select the frame and housing that accommodates the total number of master station, handset and add-on panels (i.e., OF203/OH203 accommodates 3 panels). Refer to IL312 Housing Reference Chart for overall size and cutout dimensions.

Flush Mount: OF200-series Frame and OH200-series Housing
Dimensions: (width varies)
OF200 Frames: 17.75″ × 3.5″ (444 mm × 88 mm)
OH200 Housings: 16.125″ × 3.875″ (404 mm × 97 mm)

Peripherals for Tek-CARE® NC150 only



IR150B

The IR150B Staff Station is used for communication by staff to the master station. It may also be used as a push-button room station in assisted living or retirement facilities. The IR150B includes a call button, call-placed LED, privacy light/reset button and speaker mounted on a flame-retardant (UL® 94V-0) plastic faceplate.

Dimensions: 4.5″ × 6.375″ × 2.375″ (114 mm × 162 mm × 60 mm)
Housing: Steel City #H3BD with #3GC plaster ring or exact equal



IR155B

The IR155B Single Patient Station has a pull cord to place a routine or emergency level call. The IR155B includes a plastic pull cord, reset switch, call-placed LED, privacy LED and speaker mounted on a flame-retardant (UL® 94V-0) plastic faceplate. Typically, the IR155B is used as a room station in assisted living and retirement facilities.

Dimensions: 4.5″ × 6.375″ × 2.375″ (114 mm × 162 mm × 60 mm)
Housing: Steel City #H3BD with #3GC plaster ring or exact equal



IR151B



IR152B

The IR151B Single Patient Station uses a push-button call cord to place a routine level call. The IR151B includes a ¼" jack, call-placed LED, privacy light/reset button and speaker mounted on a flame-retardant (UL® 94V-0) plastic faceplate.

The IR152B Dual Patient Station has two ¼" jacks and two call-placed lights.

Dimensions: 4.5″ × 6.375″ × 2.375″ (114 mm × 162 mm × 60 mm)
Housing: Steel City #H3BD with #3GC plaster ring or exact equal

Tek-PAGING® On-Site UHF Radio Pocket Paging System

System Features

Tek-PAGING transmits alphanumeric messages and resident/patient call information directly from wireless emergency call and nurse call systems to pagers.



NC397A

The NC397A Alphanumeric Pager has a large 2-line 20-character display that is backlit for viewing in low light. The pager stores up to 60 messages, can be configured to annunciate via 4 vibrate patterns or 5 tone alert styles, and has one alarm for daily annunciation. Included with the pager is a matching holster/belt clip and bungee safety cord. The NC397A has been pre-programmed to receive call information from TekTone systems.

Dimensions: 2.087″ × 2.99″ × 0.67″ (53 mm × 76 mm × 17 mm) without holster belt clip



NC365B

The NC365B Paging Transmitter receives alphanumeric messages and patient call information via serial interface, and transmits the information directly to pagers. Information is sent to the transmitter at 9600 baud to minimize bottlenecks. The NC365B Paging Transmitter is pre-programmed for use with TekTone systems for simplified plug-and-play setup.

Range depends upon the site and the transmitter's location. To determine the exact coverage, conduct a site survey. Under ideal conditions, the paging transmitter has an operational range of up to one mile. The unit includes a ¼-wave BNC-terminated antenna to provide coverage that meets most requirements.

Dimensions: 7.48″ × 12.99″ × 2.76″ (190 mm × 330 mm × 70 mm)



NC377/32
(exterior & interior)

The NC377-series Voltage Interface (Paging Interface Adapter) integrates TekTone's Tek-CARE NC110, NC150 and NC200 Nurse Call Systems with the NC365B Paging Transmitter, and connects directly to the nurse call master. The voltage interface is available in two configurations: The NC377/32 accommodates 32 inputs, while the NC377/64 handles up to 64 inputs. Connect up to 9 total NC377/64s to the NC365B Paging Transmitter to accommodate up to 576 inputs.

The NC377-series Voltage Interface sends call priority information via a serial port to the NC365B Paging Transmitter. The transmitter then transmits this information to the pagers, allowing the staff to distinguish call priority levels.

Dimensions: 14″ × 10″ × 1.5″ (356 mm × 254 mm × 38 mm)